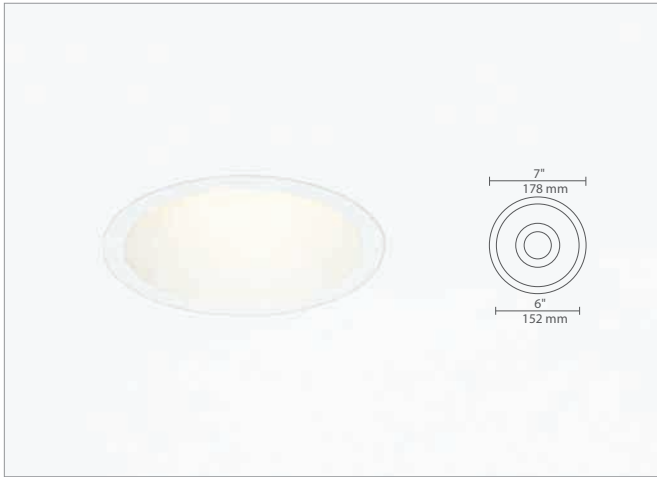





INCANDESCENT / CMH / CFL



ROUND FLANGED OPEN



ROUND FLANGELESS OPEN

**PRODUCT DETAILS**

**DESCRIPTION**

Modern interpretation of specification grade conventional downlighting based on the principles of the ELEMENT line – integrating recessed lighting with architectural design. Pure geometry and seamless corners make the open option an exceptionally clean design element.

**TRIM OPTIONS**

Constructed of die cast aluminum making them extremely robust and completely seamless. The flangeless version is truly flangeless, without a visible lip of any kind from below the ceiling. Available in white.

**HOUSING**

6" ceiling opening. Accommodates up to 1.5" ceiling thickness. Constructed of heavy gauge cold rolled steel with durable matte black powder coat finish. Airtight and available in IC or non-IC. Includes integral junction box approved for branch circuit through wiring. ETL listed. Damp listed.

**LAMP**

Medium base incandescent (150W max in Non-IC, 90W max in IC). Medium base CMH (20W, 39W or 70W). GX24Q-3 triple tube CFL (universal 26W or 32W socket and ballast). To include wattage restriction label, specify -WR at the end of the trim item number and specify wattage (Example: -WR26). Lamps ordered separately, see pages 147-148. For bare lamp photometry, see pages 141-145. For fixture photometry, see www.element-lighting.com.

**BALLAST**

CMH and CFL options include dual voltage (120/277V) electronic ballasts. CFL offered with dimmable, non-dimmable or emergency battery back-up. CFL dimmable version dimmable with class 1 or class 2 low voltage 0-10VDC dimmer. Pre-assembled, nylon sleeved wire bundles and an all-in-one quick disconnect reduces wire clutter in the housing and junction box, creates simple disconnects for socket and ballast wires, and provides mistake-free wire connections. A hinged door allows for toolless entry to the junction box from below the ceiling. Ballast is mounted to the door and swings out over the aperture for easy access. Stacked door assembly insulates ballast from heat in/on housing.

**INSTALLATION**

An oversized junction box provides ample room for field wiring and through branch circuits. Includes butterfly brackets that attach to the side of the housing and are vertically adjustable with a wing nut. Also includes steel nailer bars. Integral gunsights for positioning with laser levels or string ensure consistent alignment during installation. Flangeless trim units include die cast plaster plate with no-fill collar that installs after the ceiling to prevent cracking by unifying the plate, ceiling, and housing. Plaster plate is to be mudded over directly up to the aperture for seamless appearance.

ORDERING GRID - HOUSING								
CEILING APPEARANCE	TRIM STYLE	LAMP	HOUSING RATING	COMPONENT	WATTAGE RESTRICTION*	VOLTAGE**		
E6R	F FLANGED	O OPEN	-I INCANDESCENT	I IC AIRTIGHT	-H HOUSING	NONE	-120	120 VOLT
	L FLANGELESS		-C20 CMH 20 WATT	N NON-IC AIRTIGHT		-WR* WATTAGE RESTRICTION	-277	277 VOLT
			-C39 CMH 39 WATT	<i>IC not available in CMH or CFL with Emergency Ballast</i>				
			-C70 CMH 70 WATT					
			-F32 CFL 32 WATT					
			-F32EM EMERGENCY BALLAST					
			-F32D CFL 32 WATT DIMMABLE					

Trim and housing ship separately. Fill out the first and second order grid options: E6RFO-C20N-H and E6RFO-C20N-T.

\* To include wattage restriction label, specify -WR at the end of the trim item number and specify wattage (Example: -WR26)

\*\* Must specify input voltage for CMH 70 Watt housings only. All other CMH and CFL housings are universal. (Example: E6RFO-C70N-H-120 or E6RFO-C70N-H-277).

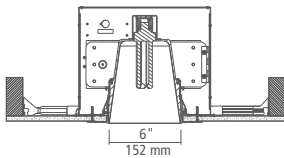

ORDERING GRID - TRIM								
CEILING APPEARANCE	TRIM STYLE	LAMP	HOUSING RATING	COMPONENT	WATTAGE RESTRICTION*			
E6R	F FLANGED	O OPEN	-I INCANDESCENT	I IC AIRTIGHT	-T TRIM (WHITE)	NONE		
	L FLANGELESS		-C20 CMH 20 WATT	N NON-IC AIRTIGHT		-WR* WATTAGE RESTRICTION		
			-C39 CMH 39 WATT	<i>IC not available in CMH or CFL with Emergency Ballast</i>				
			-C70 CMH 70 WATT					
			-F32 CFL 32 WATT					
			-F32EM EMERGENCY BALLAST					
			-F32D CFL 32 WATT DIMMABLE					

**ELEMENT** 

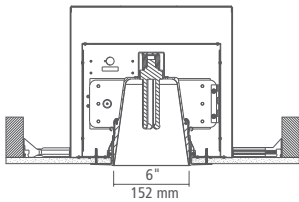
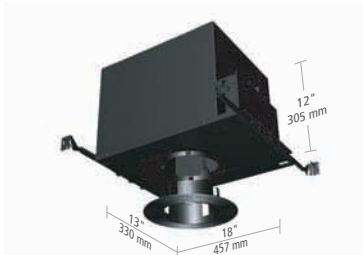
7400 Linder Avenue T 847.410.4400  
 Skokie, Illinois 60077 F 847.410.4500



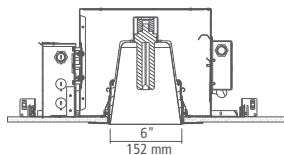
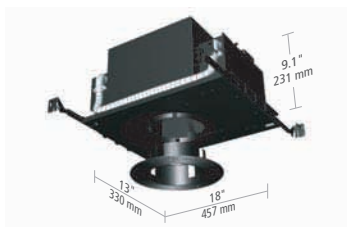
HOUSING



NON-IC AIRTIGHT, SHOWN AS FLANGED



IC AIRTIGHT, SHOWN AS FLANGED



NON-IC AIRTIGHT EMERGENCY, SHOWN AS FLANGED

